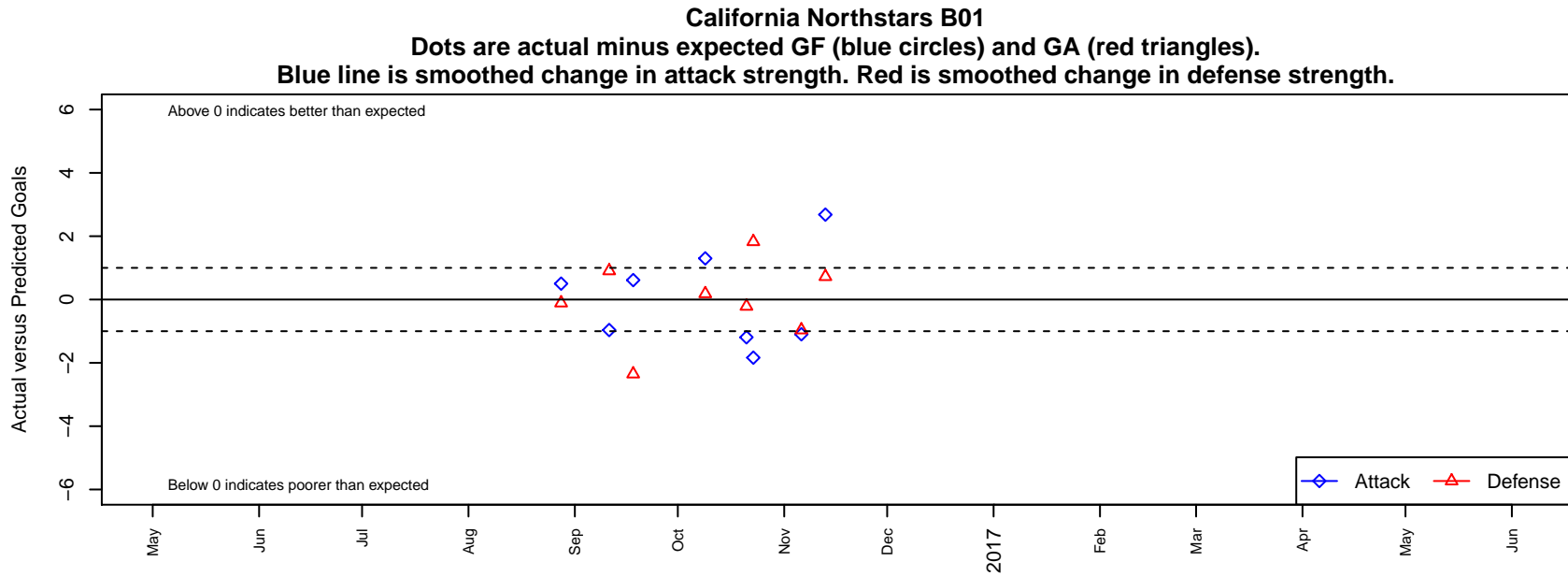


California Northstars B01

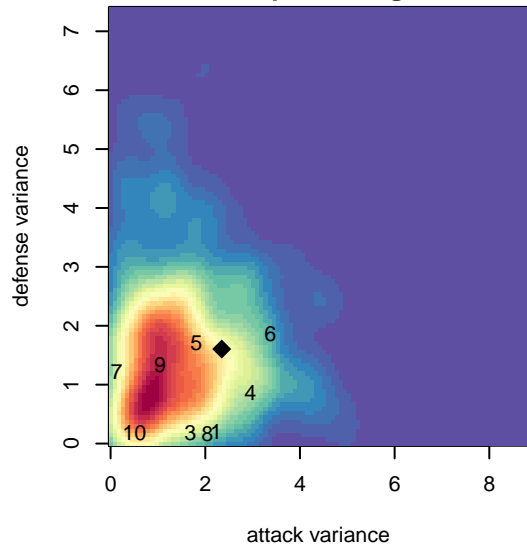
, CAN
B01 total strength=1783
attack=46.71 defense=19.47

alt names used:
SACYSL CALIFORNIA NORTHSTARS 01B

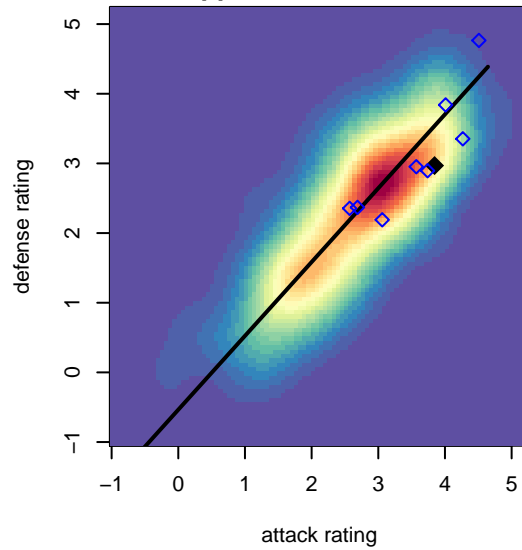
Venues played:
2016 FWRL CAN CRL U16



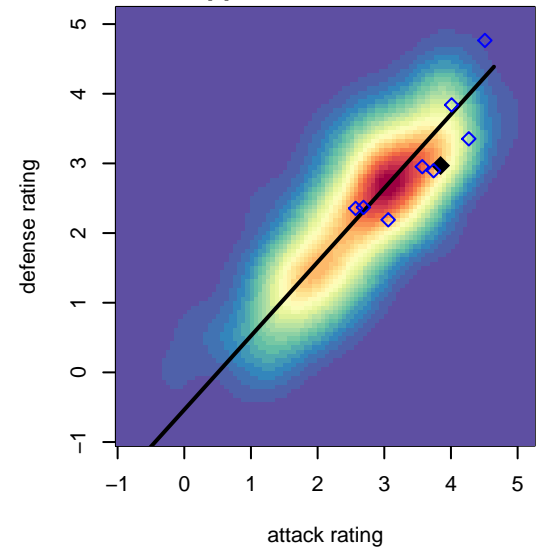
**attack and defense variance (black dot)
relative to other teams
and top 10 in region**



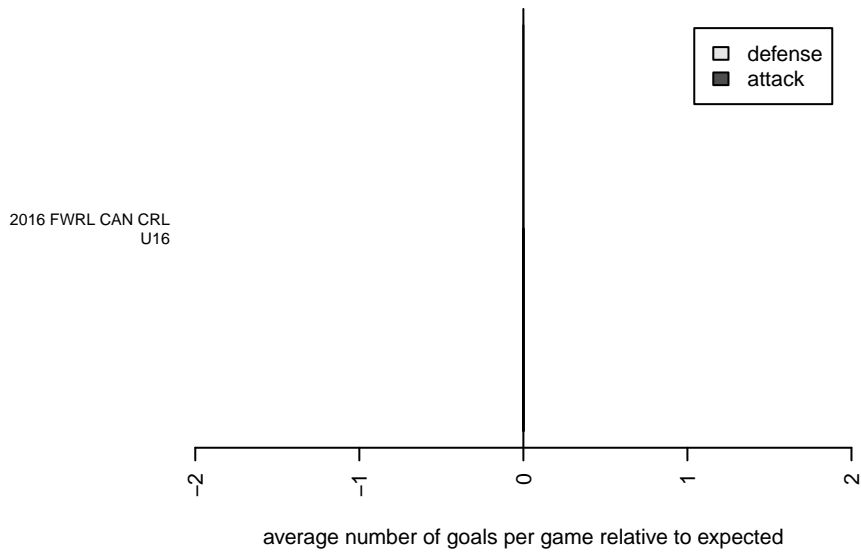
**attack and defense rating
relative to others at age
and all opponents in last 13 months**



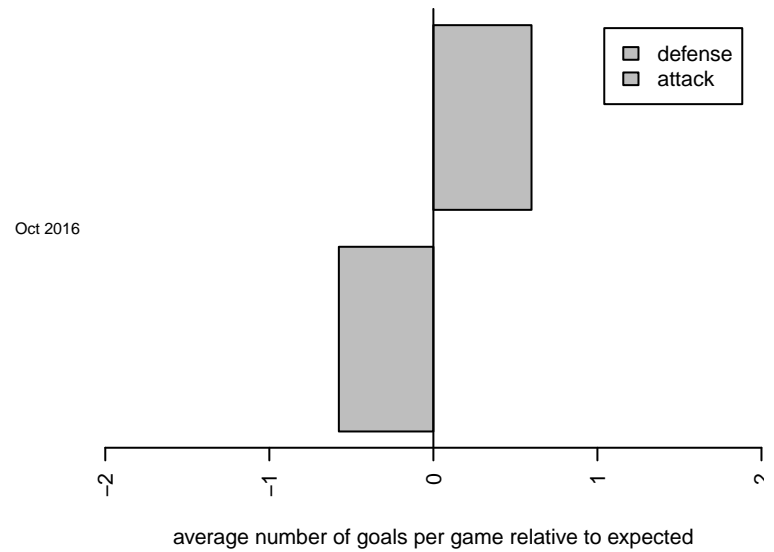
**attack and defense rating
relative to others at age
and all opponents in last 13 months**



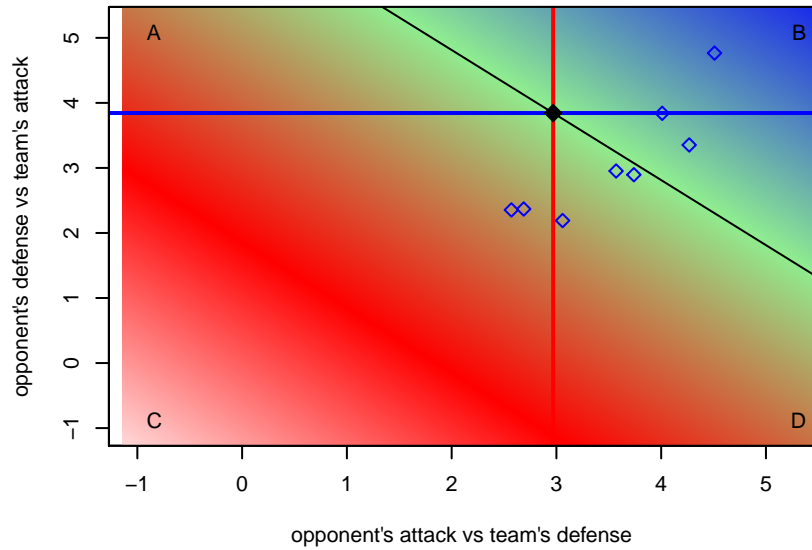
Performance relative to 13 month average



Performance relative to 13 month average



Distribution of opponents
 Red = Lose zone, Blue = Win zone, Green = Even
 Black line separates win/lose zones



lot. A=Neither has attack advantage, B=Opponent has both attack and defense advantage, C=Opponent has both attack and defense disadvantage, D=Both have

date	home		away		venue	pred.home	pred.away
2016-11-13	California Northstars B01	7	Livermore Fusion FC Maroon B01	0	2016 FWRL CAN CRL U16	4.32	0.72
2016-11-06	California Northstars B01	4	Merced Stockton Atlas Academy B01	2	2016 FWRL CAN CRL U16	5.10	1.04
2016-10-23	El Camino Real Salinas Galaxy B01	2	California Northstars B01	0	2016 FWRL CAN CRL U16	3.83	1.84
2016-10-21	California Northstars B01	3	Union City Premier Acadamicos B01	1	2016 FWRL CAN CRL U16	4.19	0.79
2016-10-09	San Jose Earthquakes CV Pre-Academy II B01	2	California Northstars B01	4	2016 FWRL CAN CRL U16	2.18	2.70
2016-09-18	San Jose Earthquakes PDA B01	7	California Northstars B01	1	2016 FWRL CAN CRL U16	4.65	0.39
2016-09-11	Santa Clara Sporting Green B01	2	California Northstars B01	0	2016 FWRL CAN CRL U16	2.91	0.96
2016-08-28	Santa Clara Sporting White B01	2	California Northstars B01	3	2016 FWRL CAN CRL U16	1.89	2.50